


IRON POWDER CORE SERIES PRODUCTS

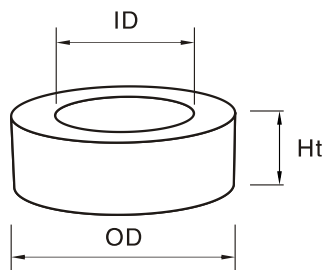
Toroidal Cores



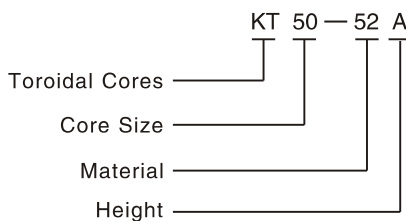
STANDARD SPECIFICATIONS

Part Number	A_L nH/N ²	OD mm	ID mm	HT mm	Le cm	Ae cm ²	V cm ³
KT300-26	80.0	77.2	49.0	12.7	19.8	1.68	33.4
KT300-28	23.0	77.2	49.0	12.7	19.8	1.68	33.4
KT300-33	34.5	77.2	49.0	12.7	19.8	1.68	33.4
KT300-40	71.0	77.2	49.0	12.7	19.8	1.68	33.4
KT300-52	80.0	77.2	49.0	12.7	19.8	1.68	33.4
KT300-2D	22.8	77.2	49.0	25.4	19.8	3.38	67.0
KT300-2D/93	22.8	77.2	49.0	25.4	19.8	3.38	67.0
KT300-26D	160.0	77.2	49.0	25.4	19.8	3.38	67.0
KT300-28D	46.0	77.2	49.0	25.4	19.8	3.38	67.0
KT300-33D	69.0	77.2	49.0	25.4	19.8	3.38	67.0
KT300-40D	142.0	77.2	49.0	25.4	19.8	3.38	67.0
KT300-52D	160.0	77.2	49.0	25.4	19.8	3.38	67.0
KT400-2	18.0	102	57.2	16.5	25.0	3.46	86.4
KT400-2/93	18.0	102	57.2	16.5	25.0	3.46	86.4
KT400-8	60.0	102	57.2	16.5	25.0	3.46	86.4
KT400-8/93	60.0	102	57.2	16.5	25.0	3.46	86.4
KT400-18	96.0	102	57.2	16.5	25.0	3.46	86.4
KT400-19	96.0	102	57.2	16.5	25.0	3.46	86.4
KT400-26	131.0	102	57.2	16.5	25.0	3.46	86.4
KT400-28	40.5	102	57.2	16.5	25.0	3.46	86.4
KT400-30	40.5	102	57.2	16.5	25.0	3.46	86.4
KT400-33	55.0	102	57.2	16.5	25.0	3.46	86.4
KT400-34	55.0	102	57.2	16.5	25.0	3.46	86.4
KT400-35	55.0	102	57.2	16.5	25.0	3.46	86.4
KT400-40	115.0	102	57.2	16.5	25.0	3.46	86.4
KT400-52	131.0	102	57.2	16.5	25.0	3.46	86.4

TECHNICAL INFORMATION & PHYSICAL CHARACTERISTICS



TYPICAL PART No.



Le: Mean Magnetic Path Length

Ae: Cross Section Area

Ve: Core Volume