


IRON POWDER CORE SERIES PRODUCTS

Toroidal Cores



STANDARD SPECIFICATIONS

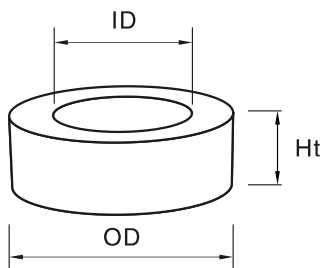
Part Number	A_L nH/N ²	OD mm	ID mm	HT mm	Le cm	Ae cm ²	V cm ³
KT520-34D	130.0	132	78.2	40.6	33.1	10.5	347
KT520-35D	130.0	132	78.2	40.6	33.1	10.5	347
KT520-40D	240.0	132	78.2	40.6	33.1	10.5	347
KT650-2	58.0	165	88.9	50.8	39.9	18.4	734
KT650-2/93	58.0	165	88.9	50.8	39.9	18.4	734
KT650-8	200.0	165	88.9	50.8	39.9	18.4	734
KT650-8/93	200.0	165	88.9	50.8	39.9	18.4	734
KT650-26	434.0	165	88.9	50.8	39.9	18.4	734
KT650-28	127.0	165	88.9	50.8	39.9	18.4	734
KT650-30	127.0	165	88.9	50.8	39.9	18.4	734
KT650-33	191.0	165	88.9	50.8	39.9	18.4	734
KT650-34	191.0	165	88.9	50.8	39.9	18.4	734
KT650-35	191.0	165	88.9	50.8	39.9	18.4	734
KT650-40	376.0	165	88.9	50.8	39.9	18.4	734
KT650-52	405.0	165	88.9	50.8	39.9	18.4	734

SIZE TOLERANCE(mm)

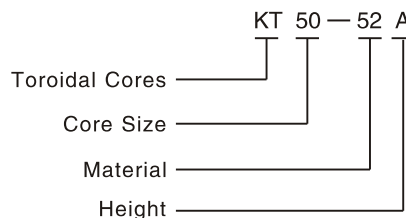
Part No.	OD	ID	Ht
KT25-KT38	± 0.40	± 0.40	± 0.50
KT44-KT72	± 0.50	± 0.50	± 0.50
KT80-KT141	± 0.50	± 0.50	± 0.65
KT150-KT225	± 0.60	± 0.60	± 0.75
KT249-KT300	± 0.75	± 0.75	± 0.75
KT400-KT650	± 1.3	± 1.3	± 1.3

The listed tolerance includes coating

TECHNICAL INFORMATION & PHYSICAL CHARACTERISTICS



TYPICAL PART No.



Le: Mean Magnetic Path Length
 Ae: Cross Section Area
 Ve: Core Volume